











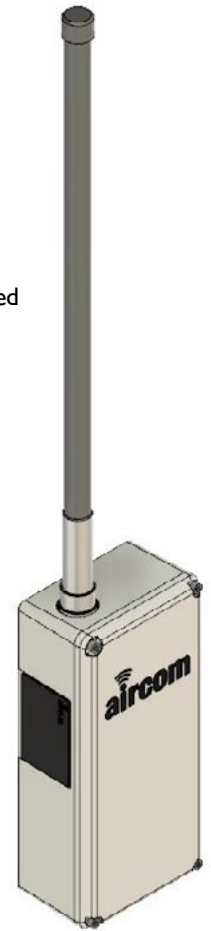


Aircom™ Gateway

The Aircom™ Gateway is a highly configurable, robust and secure, industrial LoRaWAN gateway. It can be set up as a conventional packet forwarder either via an ethernet port or an integrated 4G router. Alternatively it can be configured with an internal server to decode the LoRa packets into a Modbus map which can be polled either via RS485 or TCP. The Modbus TCP connection can be either via an ethernet port or the integrated 4G cellular connection.

Some key features are:

-  Packet Forwarder
-  Long Range (up to 10miles+)
-  Built in LoRaWAN server
-  Secure Data (AES 128)
-  LoRaWAN to Modbus RTU or TCP/IP
-  IP68 / NEMA 4X
-  Cellular (4G)
-  AC or DC power options
-  Ethernet
-  Watch dog and safe shut down UPS



General	
Material	ABS
Weight	1.3kg
Dimensions (without antenna) H x W x D (mm)	260 x 120 x 75
Dimensions (with antenna) H x W x D (mm)	782 x 120 x 75
Ingress Protection	IP68
Permissible ambient temperatures	-20°C - 60°C / -4°F - 140°F
Approvals / Certification	
Directives	CE, UKCA, FCC, IC, GCF & others
Standards	EN 301 489-1 V2.2.3, EN 301 489-3 V2.1.1, EN 300 220-1 V3.1.1, EN 300 220-2 V3.2.1
Power	
AC	110-240VAC, 15Wpeak (4-6W average)
DC	9-36VDC, 15Wpeak (4-6W average)
UPS	5mins autonomy for safe shutdown in LOP situation

Communications	
LoRaWAN	EU 868MHz, US 915MHz, AS 923MHz, 6DBI Antenna
Cellular	3G, 4G LTE 150Mbps (DL) / 50Mbps (UL)
Modbus*	RTU and TCP/IP
Wifi	IEEE 802.11 ac/a/b/g/n Dual Band 2/4/5 GHz
Ethernet	10/100 Mbits
Inputs / Outputs	
x2 Analogue Channels*	x2 4-20mA Passive (15V @ 50mA)/Active or 0-30V (500V Galvanically Isolated)
x2 Digital Input Channels*	x2 Volt-Free Input (powered channel 15V @ 50mA) or x2 Voltage Input (500V Galvanically Isolated)
x1 Serial Comms Channel*	RS485 2-wire (500V Galvanically Isolated)
x1 Ethernet Comms Channel	RJ45 socket
System	
CPU	Arm Cortex-A35, 2 Core, 1.2GHz
RAM	1 GByte, 2400 MT/s, 1x16bit
Memory	4 GByte
OS	Linux

*Modbus Config Only



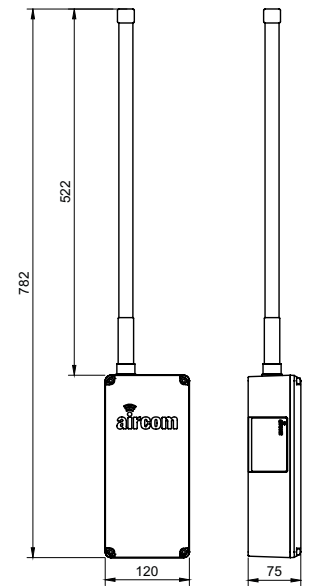


Aircom™ Gateway

Part Code Builder

Example Code	WTP05	-	F00	-	DC	-	L868
Product Code							
Aircom Gateway	WTP05						
Communications Type - See Note							
Packet Forwarder	F						
Modbus & I/O	M						
No Cellular	0						
4G Global	A						
4G EU	B						
4G US	C						
Standard	0						
Special	S						
Power							
9-36VDC	DC						
110-240VAC	AC						
Communications							
EU LoRaWAN 868 MHz	L868						
US LoRaWAN 916 MHz	L915						
AS LoRaWAN 923 MHz	L923						

Dimensions



Note: F option is for a packet forwarding style LoRaWAN gateway and includes only an Ethernet comms port. M option is for a LoRaWAN to Modbus style gateway and includes: Ethernet Port, RS485 Terminals, x2 Digital inputs, x2 Analogue inputs, S option is for bespoke customer requests.

Accessories

Included in the box: x4 blanks, x2 glands and Quickstart Guide

Code	Description	
ZC-0006	Wall Mount, includes: x2 304SS wall brackets x8 304SS thread forming screws	
ZC-0005	Post Mount, includes: x2 304SS post brackets x4 304SS M6 machine screws & nylon nuts x2 304SS jubilee clips x8 304SS thread forming screws	
CD-7001	IP68 M20 Cable Gland	
CD-7000	IP68 M20 Plug	

